



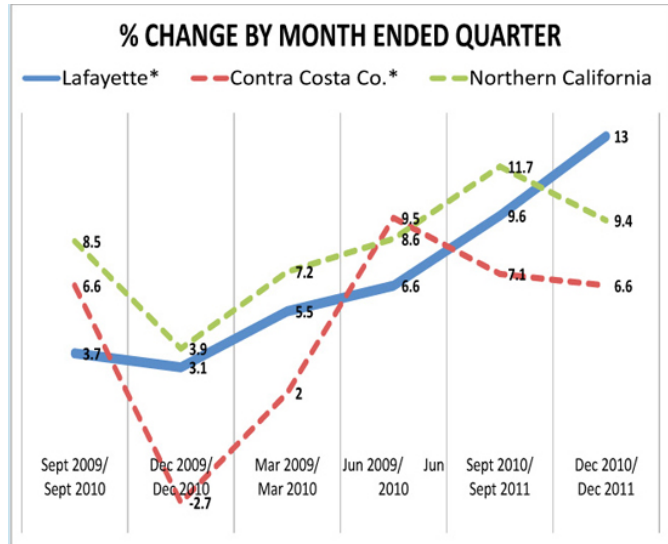
Independent, locally owned and operated!

www.lamorindaweekly.com 925-377-0977

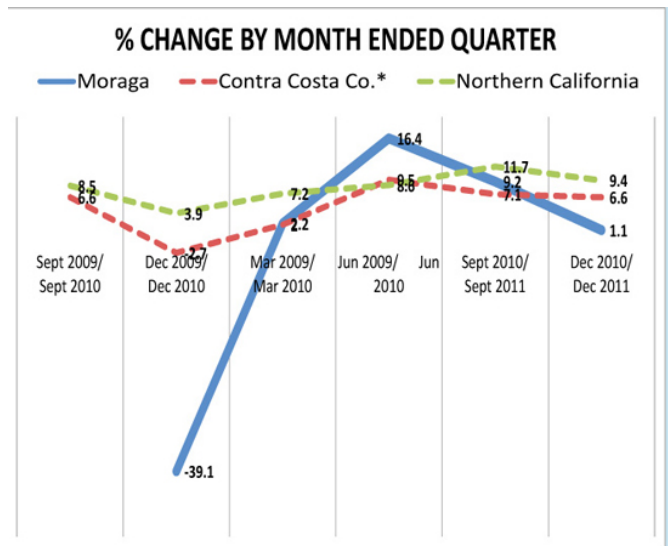
Published February 1st, 2012

Local Sales Tax

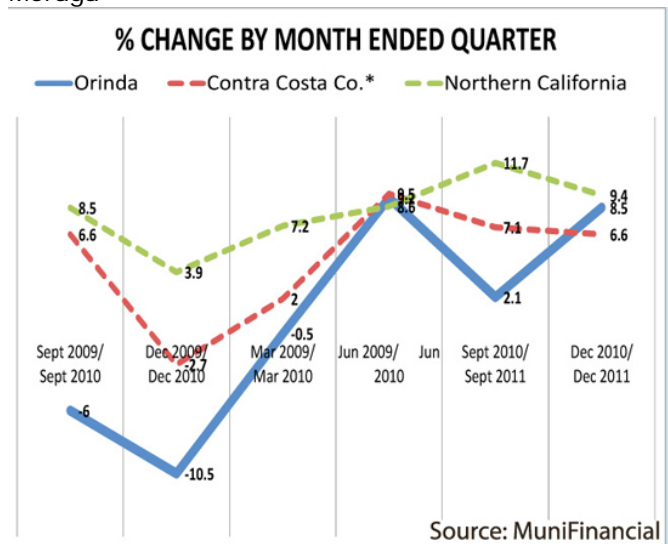
From Shop Local campaigns to potential sales tax increases, the Lamorinda communities have a strong interest in increasing sales tax revenue. The charts below illustrate the last six quarters of sales tax activity in Lafayette, Moraga, and Orinda, as well as Contra Costa County-wide and northern California. After each quarter ends, check our Business page for updated information.



Lafayette



Moraga



Orinda

Source: MuniFinancial

FISCAL YEAR TO DATE (last 2 Quarters)			
	Jul-11 thru Dec-11	\$ Chg	% Chg
Lafayette	\$1,253,398	\$126,847	11.3%
Moraga	\$481,461	\$23,730	5.2%
Orinda	\$444,726	\$21,861	5.2%
Contra Costa County	\$62,726,376	\$4,010,555	6.8%
Northern California	\$1,130,943,916	\$107,748,492	10.5%

Reach the reporter at: info@lamorindaweekly.com

[back](#)

Copyright © Lamorinda Weekly, Moraga CA